

Apex[®]



Please ensure you have downloaded the latest version of this cleaning and care guide by scanning this code.

CLEANING AND CARE GUIDE

www.eva-last.com

A PRODUCT BY

EVA-LAST[®]
INSPIRED BY NATURE, DESIGNED FOR LIFE.

Introduction

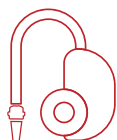
Eva-Last is proud to offer exceptionally low-maintenance alternatives to wood which last for years without the need for costly or time-consuming treatments, stains, or sealants. Apex products are designed to be gentle on the Earth and give you a hassle-free decking option for your home or commercial space. This cleaning and care guide provides all the information you need to preserve the structural integrity and natural-looking beauty of your Apex boards. Please read and follow these instructions completely for warranty compliance purposes and to ensure that you enjoy your Apex decking or outdoor space to the fullest.

Cleaning your boards

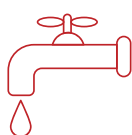
Apex profiles are naturally anti-microbial and stain resistant. Maintain the cleanliness of your boards by sweeping, scrubbing, or pressure washing as needed. For optimal board longevity, Eva-Last recommends cleaning your boards at least once per month.

What you will need

In order to properly clean your Apex boards you will need only standard household cleaning supplies, including:



A high-pressure hose with fan tip



Water



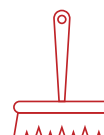
Dishwashing Liquid



Bucket



Sponge



Hard-bristled broom

Eva-Last also offers a specialised Eva-Last deck cleaner for tough spots or stains.

Please note: Do NOT use "off-the-shelf deck cleaners" on Apex. These may jeopardise the board surface and nullify any related warranty claims.

Basic cleaning procedure

Follow these basic steps for the general care and cleaning of your Apex boards:

STEP 1:

Apply soapy water to your boards with a sponge.

STEP 2:

Sweep the soapy water over your boards using a hard-bristled broom. Brush thoroughly enough to remove all dirt and residue from the gaps between boards. Sweep in the direction of the grain of your boards surfaces.

STEP 3:

Rinse your boards completely with water.

Deep cleaning procedure

In order to remove stubborn spots, stains, or excessive dirt or organic waste from your Apex boards, carefully use a high-pressure washer which has a hose with a wide fan tip. Ensure that the pressure of this hose remains under 1500 psi and keep it at least 300 mm away from your Apex surface when spraying. Take extreme care when pressure washing your boards. Stop immediately if any unusual change to your boards' surfaces appears and contact Eva-Last.

For best cleaning results brush your Apex boards with a hard-bristle broom while pressure washing them. Monthly deep cleanings will maximise the long-term performance of your Apex profiles.

Ice & snow

Apex boards are built to handle winter storms. However, ice or snow buildup will reduce or negate the slip resistance safety feature of their surfaces. Remove snow and ice in a timely manner using a rounded or beveled plastic shovel or certain ice/snow removers which comply with the Apex Technical Data Sheet (TDS). Clean any white residue left behind by these cleaning agents as soon as possible following the basic or deep cleaning procedures outlined above. Avoid using metal shovels or sharp objects on Apex.

General care tips

- Clean up spills as soon as possible to prevent them from becoming stains.
- Periodically move, or remove, furniture, doormats, planters, and other accessories to avoid differential weathering on the surface of your Apex boards.
- A toilet bowl brush or similar bristled brush can be used to remove rust, or similar, stains.
- Most water, aqueous salt solutions, detergent solutions, dilute acids, and alkalis are also acceptable. However, any cleaning agent should first be tested on a small patch of board or a scrap piece of Apex material before use. See Appendix B of the Apex TDS for a chemical compatibility table. Any cleaning agent used on Apex which does not comply with this TDS may nullify future warranty claims.

What to avoid

Protect your Apex boards, and ensure warranty compliance, by keeping the following away from your Apex products:

- "Off-the-shelf" deck cleaners
- Strong detergents, oxidant concentrated mineral acids, aromatic and/or halogenated hydrocarbons, esters, ethers, or ketones
- Insect spray and sunblock which contain any ingredient that may be incompatible with Apex as listed in Appendix B of the TDS
- Undiluted chlorine
- Prolonged exposure to rubber mats and garden hoses
- PVC glues, cement, and paint
- Standing water, particularly water with a high mineral content which may leave behind residue after evaporation

Conclusion

Apex gives your outdoor space an upgrade and lets you use your free time for relaxation instead of bothersome maintenance. By adhering to these simple cleaning and care procedures and the terms of your Apex warranty you will be able to sit back and enjoy your Apex products for years to come.